

# 7CBT06

# 7CBTY06

## MAIN VEHICLE SPECIFICATIONS

(March 2016)

Manufacturer			TOYOTA	TOYOTA
Model			7CBT06	7CBTY06
Power Type			Battery	Battery
Operator Position			Sit-down	Stand-up
Tire Type	Front/Rear		Pneumatic/Pneumatic	Pneumatic-shaped Cushion Tire/ Pneumatic
Wheels (x = driven)	Front/Rear		1/2x	1/2x
Maximum Drawbar Pull	3-Minute Ratings	N <kgf>	450 <45>	450 <45>
Rated Drawbar Pull (Towing Capacity)	60-Minute Ratings	N <kgf>	150 <15>	150 <15>
Towed Weight	60-Minute Ratings	kg	600	600
Travel Speeds	No Load	km/h	8.5	8.5
	w/ Load	km/h	7.5	7.5
Gradeability * 3-Minute Ratings	No Load	% (tan $\theta$ )	17	16
	w/ Hitch	mm	1460	1505
Overall Length	w/o Hitch	mm	1370	1415
		mm	195	240
Front Overhang		mm	225	225
Rear Overhang		mm	90	90
Hitch Length		mm	745	745
Overall Width		mm	995	1195
Overall Height		mm	1480	1510
Turning Radius (Outside)		mm	260	260
Height of Hitch		mm	950	950
Wheelbase		mm	—	—
Tread	Front	mm	590	590
	Rear	mm	—	—
Underclearance	Center of Wheelbase	mm	65	65
Floor Height		mm	140	135
Total Weight	w/ Battery	kg	200	220
	Without Battery	kg	130	150
Weight Distribution (With STD Battery)	Front	kg	60	70
	Rear	kg	140	150
	Front/Rear		1/2	1/2
Tires	Number	Front/Rear		
	Size	Front	2.50-4-6PR (I)	3.00-5
		Rear	3.50-5-6PR (I)	3.50-5-6PR (I)
Brake	Service (Hand)		Mechanical	Mechanical
	Parking (Hand)		Mechanical	Mechanical
Battery	Voltage/Capacity (5-Hour Ratings)	STD V/AH	24/100	24/100
	Weight (STD Capacity Type)	kg	70	70
Electric Motor	Drive	kW	DC 0.4	DC 0.4
Control Type	Drive		Field Effect Transistor Chopper	Field Effect Transistor Chopper

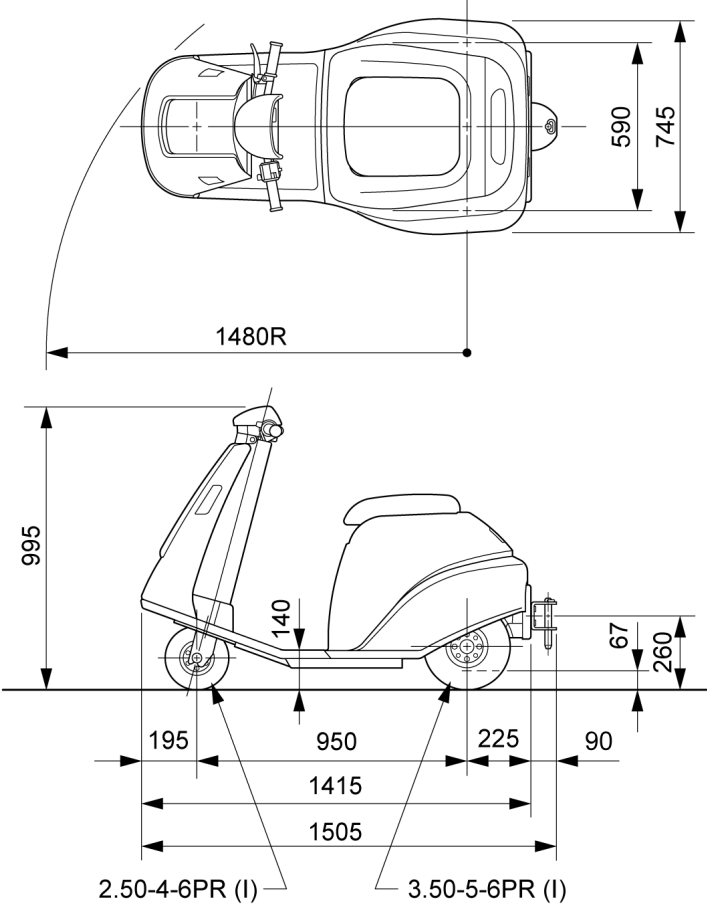
NOTE: \* Computed values.

**DIMENSIONAL DRAWINGS**

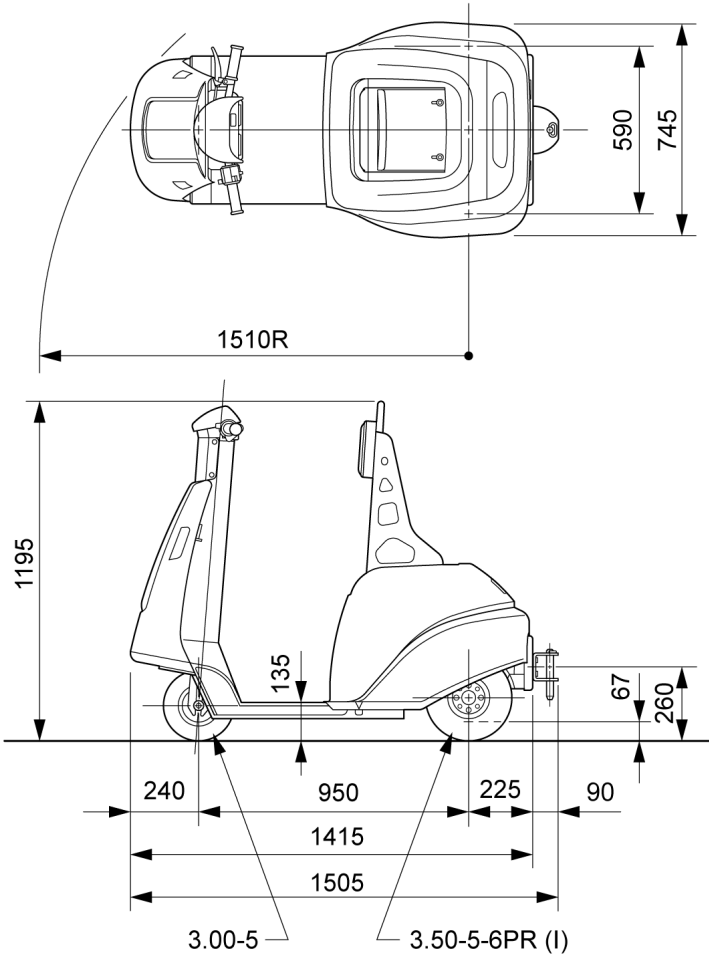
(March 2010)

Unit: mm

7CBT06



7CBTY06



# 7CBT06

# 7CBTY06

## STANDARD EQUIPMENT

(May 2013)

### 7CBT06

●Operator Presence Sensing System (OPS) ●Key switch ●Headlights ●Turn signal lights ●Brake light ●Battery capacity indicator ●Electric horn ●Back-up buzzer ●Rear drawbar ●Seat (with seat switch) ●Floor mat ●Battery hood damper ●Travel DC control ●Pneumatic tire ●Lever type service brake ●Lever type hand parking brake ●Emergency unplug lever ●Storage box ●Pencil holder

### 7CBTY06

●Operator Presence Sensing System (OPS) ●Key switch ●Headlights ●Turn signal lights ●Brake light ●Battery capacity indicator ●Electric horn ●Back-up buzzer ●Rear drawbar ●Backrest with urethane cushion ●Floor mat ●Battery hood damper ●Travel DC control ●Front: Pneumatic-shaped cushion tire Rear: Pneumatic tire ●Lever type service brake ●Lever type hand parking brake ●Emergency unplug lever ●Storage box ●Pencil holder

## OPTIONS AVAILABILITY CHART

(May 2013)

●: Available

Item	Code	Model	
		7CBT6	7CBTY6
<b>BATTERY AND CONTROLLER</b>			
Battery Charger 200V/1P (Off-truck Type)	C30G	●	●
Battery Charger 100V/1P (Off-truck Type)	C30L	●	●
Battery 24V (Wet Cell)	D00A	●	●
Spare Battery (Wet Cell) w/ Battery Carrier	D20B	●	●
Battery Tray	D80E	●	●
Battery Carrier	G09A	●	●
<b>LIGHT AND INDICATORS</b>			
Rear-view Mirror, Right and Left Sides	J10B	●	●
Back-up Light	J23A	●	●
Forward Chime	K22A	●	●
Hour Meter	L11A	●	●
<b>BODY</b>			
Automatic Parking Brake	E31B	●	●
Front Bumper	K28C	●	●
Name Plate (Chinese)	S31C	●	●
<b>WHEEL AND TIRE</b>			
Pneumatic-shaped Cushion Tire	F01R	●	●
White Pneumatic-shaped Cushion Tire	F01S	●	●
<b>OTHER</b>			
China Certification Spec.	A10R	●	●

NOTE:

- 1) Must specify D00A.  
 2) Must specify S31C.  
 ★ Please see the "Matching Options".  
 ☆ Please see the chart below for the item.

## MATCHING OPTIONS

(May 2013)

(Column figures refer to matching with to the items listed at left)

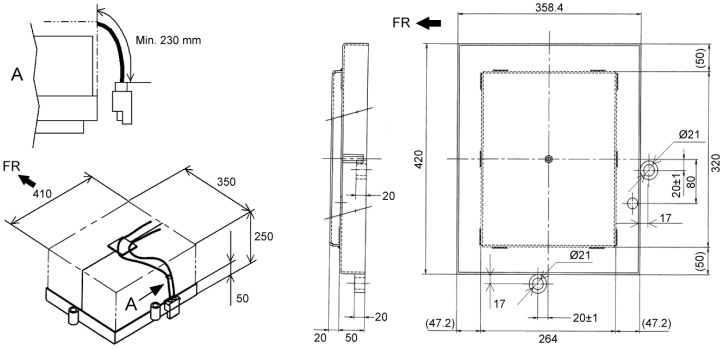
Item	Code	1	2	3
Battery 24V (Wet Cell)	D00A	1		
Spare Battery (Wet Cell) w/ Battery Carrier	D20B	2		
Battery Tray	D80E	3	X	X

INDEX: X Not available

NOTE: For other matching please consult us.

**Dimensions of Battery Tray**

(May 2013)  
Unit: mm



**Dimensions of Battery Compartment**

Model		7CBT06 7CBTY06
Width	mm	410
Length	mm	350
Height	mm	250